

# Book Jacket Project


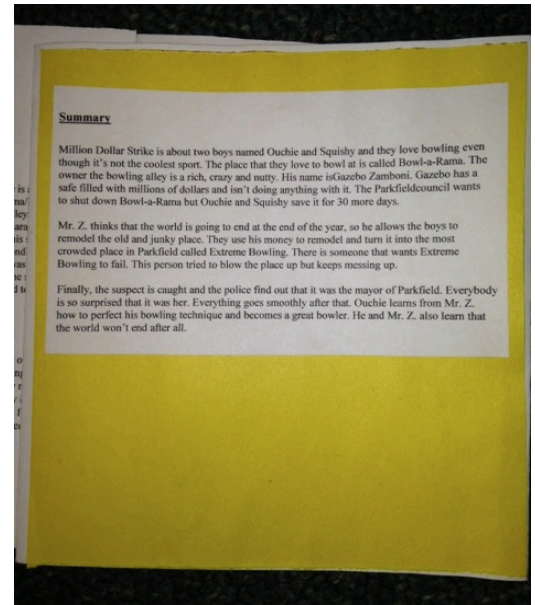

This project will require you to create a book jacket that features the novel you read.

## Requirements:

1. Front Cover: Design a cover for your book jacket that includes the title of the book, the author's name, the illustrator's name (if there is one), any awards the book has won, and a detailed, colored drawing. **DO NOT COPY A PICTURE FROM YOUR BOOK.** This must be your own hand-drawn artwork.
2. Book Spine: Use creative lettering to design a spine for your book jacket. Include the title, publishing company, author's name, and genre.
3. Inside Front Cover Flap: On the top of the panel, write a paragraph (6-8 sentences) that describes the setting. Be sure to include the time, location, and condition. On the bottom of the panel look up *at least* 5 words whose meanings you do not know. List these words alphabetically, along with their definitions. **OR** Find *at least* 5 examples of figurative language in your book. Write the example of figurative language, the type, and the meaning of it.
4. Back Cover: Write a three-paragraph (6-8 sentences each) summary of the book that describes the beginning (exposition), middle (rising action), and ending (climax, falling action, and resolution). Don't forget to include the main conflict and resolution.
5. Inside Rear Cover Flap: On the top half of the panel, glue a photo of yourself, or draw a self portrait. Underneath your picture write a paragraph reviewing (6-8 sentences) the book. Title this paragraph "Reader's Review of the Book" then explain why (or why not) you liked the book. Write about that you liked about the author's style (descriptive writing, fast-paced action, well-developed characters, etc.). Be critical. Even if you liked the book, were there parts that were a bit slow? Are there changes you would suggest? For the second paragraph write a paragraph (6-8 sentences) autobiography titled "About the Reader". Remember you will be writing about you, NOT the author of the book.


<u>Inside Rear Cover Flap</u>	<u>Back Cover</u>	<u>Book Spine</u>	<u>Front Cover</u>	<u>Inside Front Cover Flap</u>
Photo of you	Summary	(title of the book, publishing company, author's name, and genre)	Title of the book	Setting
Book Review			Author's name	Vocabulary or Figurative Language
About the Reader			Illustrator's name	
			Any awards the book won	
			Colored drawing	

# Book Jacket Example



# Book Jacket Example





# Book Jacket Rubric

	1	2	3	4
<b>Front Cover</b>	Did not include two or more of the following: illustration, title, awards won, or author's name.	Included an illustration, title of the book, and author's name. The illustration may or may not have described a scene from the book.	Included a hand-drawn illustration, title of the book, awards won, and author's name. The illustration described a scene from the book.	Included a detailed, hand-drawn color illustration, title of the book, awards won, and author's name. The illustration described a scene from the book.
<b>Back Cover</b>	Included a summary of the story. It was not written in paragraph form, and left vital information out of the summary, or the summary was not in sequential order.	Included a summary of the story. May or may not have included information about the beginning, middle, or end of the story. May or may not be written in paragraph form or in sequential order.	Included a 3-paragraph summary of the beginning, middle, and end of the story, using at least 3-5 sentences per paragraph.	Includes a 3-paragraph summary of the beginning, middle, and end of the story, using at least 6-8 sentences per paragraph.
<b>Neatness and Effort</b>	Very messy and hard to read. It looked like it was thrown together at the last minute without much care. The project may have been turned in late.	The book jacket is fairly readable but the quality is not too good on some parts. It looked like you ran out of time or didn't take care of it. The project may have been turned in late.	The book jacket had almost no distracting errors, corrections or erasures and was easily read. It appeared you worked hard on it. The project was turned in on time.	The book jacket had no distracting errors, corrections or erasures and was easily read. It appeared a lot of time was spent on it. The project was turned in on time.
<b>Inside Right Flap (back)</b>	Reader's name and/or biography were missing.	Included the reader's name and a biography that included few personal facts.	Included the reader's name and a biography that included some personal facts.	Included a small photograph or drawing of the reader, the reader's name, and a biography that included some personal facts.
<b>Inside Left Flap (front)</b>	Included less than 5 words. Definitions were severely lacking appropriate context or completeness.  OR  Included less than 5 examples of figurative language.	Included less than 5 words whose meanings the reader did not know. The words were not in alphabetical order. Definitions may or may not have been complete, or lacked appropriate context.  OR  Included less than 5 examples of figurative language. Meanings may or may not have been included. Did not include the type.	Included at least 5 words whose meanings the reader did not know. Included complete definitions.  OR  Included at least 5 examples of figurative language. Included the type for each example.	Included at least 5 words whose meanings the reader did not know. Words were listed alphabetically with their definitions.  OR  Included at least 5 examples of figurative language. Included the type and meaning of each example.
<b>Spine</b>	Missing 2 or more components.	May be missing either title, publishing company, or author's name.	Included the title and name of author in neat, creative writing.	Included the title, name of author, and publishing company in neat, creative writing.

Points: \_\_\_\_\_

Grade: \_\_\_\_\_

Comments: